


HOW TO PREPARE YOUR **Vehicle for the Winter Months**



Fluid Levels are full

Consider installing winter wiper blades



Heater and defroster are working properly

Radio is working to hear weather and traffic reports



All vehicle lights are working

Tires are inflated and have sufficient tread depth




Use snow tires on your vehicle or carry a set of tire chains

Have a mechanic check brakes, battery, hoses, and belts



If issues arise, contact a mechanic immediately



HOW TO PREVENT Slips, Trips, & Falls During Winter



**Wear appropriate footwear
for the conditions**



**Take smaller steps and point our
toes out when walking on snow**



**Wipe shoes or boots
upon entry into buildings**



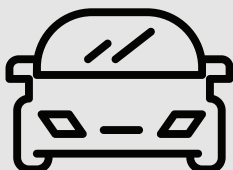
**Stay on cleaned and level
paths; avoid taking short cuts**



**Avoid carrying heavy
or bulky items**



**Give the right of way
to all snow equipment**



**Take extra precaution
getting in and out of vehicles**



**Watch out for black ice
when walking at night**



A GUIDE TO Winter Weather Driving

Listen to weather and travel advisories. If you don't have to travel in bad weather, then don't.



Turn on headlights when wipers are on.

Remove ice and snow from windows, mirrors, and all vehicle lights.

Do not drink and drive, and always wear your seat belt.

Avoid sudden stops and starts.

Beware of black ice.



Do not park or abandon your vehicle on snow emergency routes.

Stay with your vehicle if you become stranded. Run the engine every hour and wait for help to arrive

Do not use cruise control while driving on snow covered roads.

Make sure someone else knows where you are going and when you expect to arrive



Keep your gas tank at least half full.



Use extra caution on bridges and ramps where ice can often form.

Carry a winter emergency travel kit.



Do not pass or get in front of plows.


Slow down and increase following distance.



**Flashlight and
batteries**



**Battery-operated
radio**



Jumper cables



**Cell phone and
charger**



Snow shovel



**Matches and
candles**



**First aid
supplies**



**Extra clothing
and gloves**



Blanket



Ice scraper



Sand



Bottled water



Non-perishable food

HOW TO BUILD
Emergency
Travel Kit